

## Introduction


The classroom environment is a critical component of the educational experience, influencing both teaching and learning processes. In the context of English as a Foreign Language ([EFL](#)) and English as a Second Language ([ESL](#)) education, the physical setting where learning takes place can significantly affect [student engagement](#), motivation, and overall learning outcomes. Educators and researchers have long recognized that an optimal learning environment extends beyond the mere presence of desks, chairs, and educational tools. It encompasses a holistic approach that includes the visual and psychological impacts of the classroom decor.

### Table of Contents



- [Introduction](#)
- [Theoretical Foundations of Classroom Environment](#)
- [Classroom Decor and Student Engagement](#)
- [3. Classroom Decor and Cultural Representation](#)
- [4. Classroom Decor and Learning Outcomes](#)
- [5. Practical Considerations for Teachers](#)
- [Conclusion](#)

Classroom decor refers to the aesthetic and functional elements within a classroom, such as wall colors, posters, learning aids, furniture arrangement, and other visual stimuli. This decor plays a vital role in shaping the learning environment, offering not only an appealing space but also enhancing the cognitive and emotional experiences of learners. For EFL/ESL students, who often face additional challenges such as language barriers and cultural adjustments, a well-decorated classroom can serve as a welcoming and supportive space that fosters comfort and a sense of belonging.



## **Classroom decor **impacts** **EFL/ESL** learning, influencing engagement and **outcomes**.**

The purpose of this article is to explore the impact of classroom decor on EFL/ESL learning, highlighting its importance from both academic and practical perspectives. By examining theoretical foundations, the role of decor in student engagement, cultural inclusivity, and learning outcomes, this article aims to provide educators with comprehensive insights into how classroom decor can be strategically utilized to enhance the learning experience. Furthermore, practical considerations and actionable tips for teachers will be discussed, ensuring that the ideas presented are not only theoretically sound but also feasible for implementation in diverse educational settings.

As the global demand for [English proficiency](#) continues to rise, educators should leverage all available tools to create conducive learning environments. Classroom decor, often overlooked, can be a powerful ally in this endeavor. This article invites teachers, educational professionals, and stakeholders to rethink the significance of classroom decor and to consider its potential to transform EFL/ESL learning spaces into dynamic, inclusive, and effective environments. Through this exploration, we hope to inspire a renewed focus on the physical aspects of the classroom and their profound impact on the educational journey of [EFL/ESL learners](#).

## **Theoretical Foundations of Classroom Environment**

### **Definition and Importance of Classroom Environment**

The classroom environment encompasses all the physical and psychological elements that define the space where learning occurs. This includes not only the physical layout, furniture, and resources but also the overall ambiance and aesthetic appeal. An effective classroom environment fosters a sense of safety, belonging, and engagement, which are essential for optimal learning. In the context of EFL/ESL education, where learners may already feel alienated due to language barriers, creating a

supportive and stimulating classroom environment becomes even more crucial.

Research consistently shows that the classroom environment can significantly impact students' academic performance, behavior, and emotional well-being. A well-organized and thoughtfully decorated classroom can enhance students' focus, motivation, and willingness to participate. Conversely, a cluttered, unattractive, or poorly arranged space can hinder learning and contribute to stress and disengagement.



**The classroom environment  
shapes learning through  
cognitive and social interactions.**

## Theories Related to Learning Environments

Several educational theories underscore the importance of the learning environment in shaping students' educational experiences and outcomes. Key among these are the works of Jean Piaget and Lev Vygotsky, whose theories provide valuable insights into how the classroom environment influences learning.

### Jean Piaget's Constructivist Theory

Jean Piaget, a pioneer in the field of developmental psychology, proposed the constructivist theory, which emphasizes that learners construct knowledge through their interactions with the environment. According to Piaget, learning is an active process where students build new knowledge based on their existing cognitive structures. The physical classroom environment plays a vital role in this process by providing the stimuli that provoke curiosity, exploration, and problem-solving.

In a well-decorated EFL/ESL classroom, visual aids such as posters, charts, and interactive displays can facilitate the construction of new language concepts. These elements serve as cognitive tools that help students make connections between new vocabulary and their prior knowledge. Piaget's

theory highlights the importance of creating an environment rich in sensory experiences and opportunities for active engagement.

### **Lev Vygotsky's Sociocultural Theory**

Lev Vygotsky's sociocultural theory places a strong emphasis on the social aspects of learning. Vygotsky argued that [cognitive development](#) is largely a result of social interactions and cultural context. Central to his theory is the concept of the Zone of Proximal Development (ZPD), which refers to the range of tasks that learners can perform with the guidance and support of a more knowledgeable other.

In the context of EFL/ESL education, classroom decor can support Vygotsky's theory by creating a visually rich environment that encourages social interaction and [collaborative learning](#). For instance, decor that includes culturally diverse materials and group-friendly layouts can facilitate peer learning and dialogue, enabling students to benefit from each other's strengths and perspectives. This aligns with Vygotsky's idea that learning is a collaborative process, deeply embedded in social and cultural contexts.

### **How Classroom Decor Fits into These Theories**

Integrating the principles of Piaget and Vygotsky into classroom decor involves creating spaces that are not only visually appealing but also pedagogically effective. Classroom decor should be designed to stimulate cognitive development and support social interactions, aligning with the constructivist and sociocultural paradigms.

### **Stimulating Cognitive Development**

Decor that includes educational posters, vocabulary charts, and thematic displays can act as visual anchors that reinforce learning. Interactive elements, such as word walls and [language learning](#) stations, encourage active participation and help students internalize new concepts. These tools align with Piaget's constructivist approach by providing the necessary stimuli for knowledge construction.

### **Supporting Social Interactions**

To align with Vygotsky's sociocultural theory, classroom decor should promote collaboration and cultural inclusivity. Group seating arrangements, culturally diverse visual materials, and interactive bulletin boards can foster a sense of community and encourage peer-to-peer learning. Decor that reflects the diverse backgrounds of students not only validates their identities but also enriches the learning experience by exposing students to different cultural perspectives.

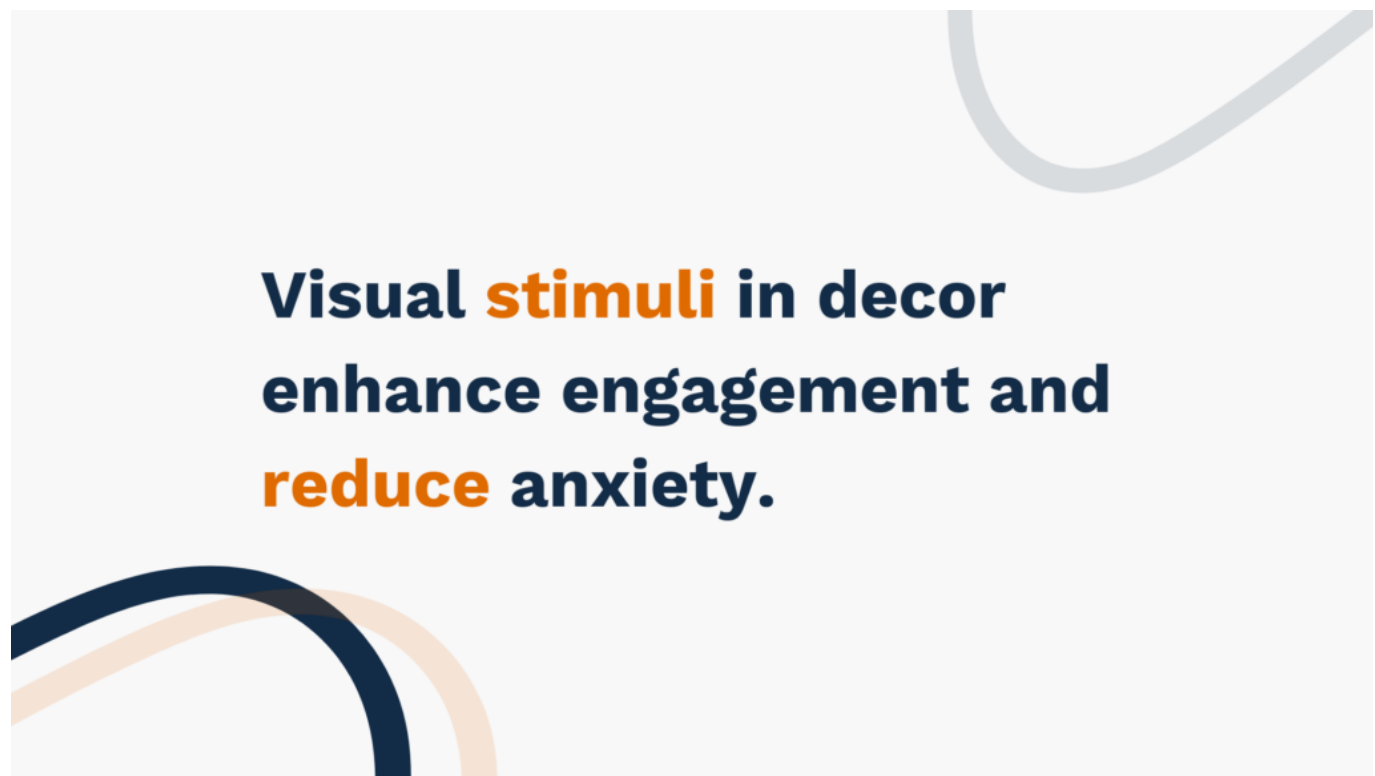
The theoretical foundations of Piaget and Vygotsky offer valuable insights into the significance of the classroom environment in EFL/ESL education. By understanding and applying these theories, educators can create classroom decor that not only beautifies the space but also enhances cognitive development and fosters a collaborative learning atmosphere. Such environments are crucial in supporting the diverse needs of EFL/ESL learners, ultimately contributing to their academic success and overall well-being.

# Classroom Decor and Student Engagement

## Role of Visual Stimuli in Learning

Visual stimuli play a crucial role in the learning process, particularly in EFL/ESL settings where students often rely on visual cues to understand and retain new language concepts. Visual aids can bridge the gap between unfamiliar words and their meanings, making abstract ideas more concrete and accessible. Research indicates that the brain processes visual information much faster than text and visual learning aids can enhance memory retention by engaging multiple cognitive pathways (Mayer, 2009).

In the context of language learning, visual stimuli such as charts, posters, and infographics can serve as constant references that reinforce vocabulary and grammatical structures. These tools not only aid [comprehension](#) but also provide a visual context that helps learners to connect new information with existing knowledge. The presence of colorful and well-organized visual aids can transform the classroom into a dynamic learning environment, stimulating curiosity and encouraging exploration.



**Visual stimuli in decor  
enhance engagement and  
reduce anxiety.**

## Impact of Classroom Decor on Student Attention and Motivation

The impact of classroom decor on student attention and motivation is significant. A visually stimulating environment can capture students' interest and sustain their attention, which is essential for effective learning. According to Gurel and Yilmaz (2015), classroom decor that includes vibrant colors, engaging visuals, and organized displays can create an inviting atmosphere that enhances student engagement.

Motivation, a key factor in [language acquisition](#), is also influenced by the physical environment. An aesthetically pleasing classroom can boost students' intrinsic motivation by making them feel more comfortable and valued. When students perceive their learning space as welcoming and thoughtfully designed, they are more likely to take an active interest in their studies and participate more willingly in classroom activities (Dörnyei, 2001).

For EFL/ESL learners, who may already feel apprehensive about learning a new language, a well-decorated classroom can alleviate anxiety and build confidence. Positive visual stimuli can create a sense of security and belonging, which are crucial for fostering a supportive learning atmosphere. As a result, students are more likely to engage with the material and persist through challenges.

## Examples of Effective Classroom Decor for EFL/ESL Settings

Designing an effective classroom decor for EFL/ESL settings involves thoughtful consideration of the visual elements that can enhance learning and engagement. Here are some practical examples:

- 1. Word Walls** Word walls are a popular and effective tool in language classrooms. They involve displaying key vocabulary terms on a designated wall space, often organized thematically or alphabetically. This constant visual reference helps students reinforce their vocabulary knowledge and encourages them to use new words in their writing and speaking activities. Word walls can be interactive, with students contributing new words and engaging in activities that involve the terms displayed.
- 2. Thematic Bulletin Boards** Bulletin boards can be used to create thematic displays that align with current lessons or cultural events. For example, a bulletin board themed around a specific country can include maps, cultural artifacts, and vocabulary related to that country. This not only enriches students' cultural knowledge but also makes the learning experience more immersive and engaging. Thematic bulletin boards can be updated regularly to keep the content fresh and relevant.
- 3. Interactive Learning Stations** Creating designated learning stations around the classroom can encourage active participation and [self-directed learning](#). These stations can include various activities such as reading corners, [grammar practice](#) areas, and multimedia centers with tablets or computers for language games and exercises. By rotating through different stations, students can engage with the material in diverse ways, catering to different learning styles and preferences.
- 4. Visual Schedules and Classroom Management Charts** Visual schedules and management charts help students understand the daily routine and classroom expectations. These tools can include pictures and icons to represent different activities and rules, making them accessible even to beginners with limited [language proficiency](#). Visual schedules provide structure and predictability, which can reduce anxiety and help students feel more in control of their learning environment.
- 5. Culturally Inclusive Decor** Incorporating elements that reflect the diverse cultural backgrounds of students can create a more inclusive and respectful learning environment. This can include displaying flags, artifacts, and artwork from various cultures represented in the classroom. By celebrating cultural diversity, teachers can foster a sense of pride and belonging among students, encouraging them to share their own cultural experiences and perspectives.


Classroom decor is a powerful tool that can significantly enhance student engagement and motivation in EFL/ESL settings. By leveraging visual stimuli, teachers can create a dynamic and supportive learning environment that captures students' attention and encourages active participation. Effective classroom decor not only aids in language acquisition but also fosters a positive and inclusive atmosphere that supports the overall well-being of learners. As educators continue to explore innovative ways to design their classrooms, the strategic use of decor will remain a key factor in creating successful and engaging learning experiences.

### 3. Classroom Decor and Cultural Representation

#### Importance of Representing Diverse Cultures in Classroom Decor

In today's globalized world, classrooms are increasingly diverse, comprising students from various cultural backgrounds. This diversity enriches the learning environment but also presents unique challenges, particularly in EFL/ESL settings where students might experience cultural dissonance. Representing diverse cultures in classroom decor is essential to creating an inclusive and respectful learning space. Such representation acknowledges and values the cultural identities of all students, fostering a sense of belonging and acceptance.

Cultural representation in classroom decor helps mitigate the feelings of alienation that EFL/ESL learners might face. When students see their cultures represented in their learning environment, it validates their identities and experiences. This validation is crucial for building self-esteem and confidence, which are foundational for successful language acquisition. Moreover, a culturally representative classroom decor promotes empathy, respect, and understanding among students, laying the groundwork for a harmonious and collaborative learning atmosphere.



**Cultural decor fosters  
efficiency, self-esteem,  
and social cohesion.**

## Strategies for Creating Culturally Representative Environments

Creating a culturally representative classroom requires thoughtful planning and sensitivity to the diverse backgrounds of students. Here are several strategies that educators can employ to ensure their classroom decor reflects this diversity:

**1. Multicultural Displays** Multicultural displays can include posters, maps, and artifacts that represent the countries and cultures of the students in the classroom. This can be achieved by incorporating flags, traditional clothing, significant landmarks, and cultural festivals. Teachers can invite students to contribute items or information about their cultures, making the display interactive and personally meaningful.

**2. Diverse Literature and Visual Media** Incorporating books, magazines, and visual media that reflect a variety of cultures can enrich the learning experience. Storybooks, novels, and videos featuring characters from different cultural backgrounds can be displayed prominently. These resources should cover a broad spectrum of experiences and narratives, providing students with multiple perspectives.

**3. Inclusive Language** Using inclusive language in classroom posters and signage is another effective strategy. For example, welcome signs and classroom rules can be written in multiple languages spoken by the students. This not only makes non-native English speakers feel more comfortable but also encourages native English speakers to appreciate linguistic diversity.

**4. Cultural Celebrations and Themes** Designing classroom decor around cultural celebrations and themes can be a powerful way to acknowledge and celebrate diversity. Teachers can decorate the classroom for cultural festivals such as Chinese New Year, Diwali, Ramadan, or Hanukkah. These decorations can include traditional symbols, crafts, and educational materials about the significance of the festivals.

**5. Interactive Cultural Corners** Creating a designated cultural corner in the classroom can serve as a dedicated space for students to explore and share their cultural heritage. This area can feature rotating displays of cultural artifacts, photographs, and personal stories. Students can take turns presenting their cultural items, fostering a sense of pride and mutual respect.

**6. Representation in Learning Materials** Ensuring that classroom learning materials, such as worksheets, [flashcards](#), and educational posters, depict diverse cultures is crucial. Images and examples should be inclusive, showing people from various ethnicities and backgrounds engaging in everyday activities. This representation helps normalize diversity and reduces stereotypes.

## Benefits of Cultural Representation for EFL/ESL Learners

The benefits of cultural representation in classroom decor are multifaceted, significantly impacting the learning experience of EFL/ESL students:

**1. Enhanced Engagement and Motivation** When students see their cultures reflected in the classroom, it increases their engagement and motivation. They are more likely to participate actively in class activities and discussions, feeling that their backgrounds and experiences are valued. This

sense of inclusion can lead to higher levels of enthusiasm and a more positive attitude toward learning English.

**2. Improved Social Cohesion** Cultural representation promotes social cohesion by fostering an environment of mutual respect and understanding. Students learn to appreciate and celebrate differences, leading to stronger peer relationships. This inclusive atmosphere reduces incidents of bullying and discrimination, creating a safer and more supportive learning environment.

**3. Increased Cultural Competence** Exposure to diverse cultures through classroom decor enhances students' cultural competence, equipping them with the skills to navigate and appreciate cultural differences. This competence is essential in our interconnected world, preparing students to be global citizens who can communicate and collaborate effectively across cultures.

**4. Greater Academic Success** Research suggests that culturally representative environments contribute to better academic outcomes for EFL/ESL learners (Banks, 2008). When students feel represented and respected, they are more likely to engage deeply with the curriculum, resulting in improved comprehension and retention of the material.


Incorporating cultural representation into classroom decor is not merely an aesthetic choice but a fundamental aspect of creating an effective and welcoming learning environment. By representing diverse cultures, educators can enhance student engagement, promote social cohesion, and support the academic success of EFL/ESL learners. As classrooms continue to become more diverse, the importance of culturally representative decor will only grow, underscoring the need for thoughtful and intentional design in educational spaces.

## 4. Classroom Decor and Learning Outcomes

### The Connection Between Environment and Academic Performance

The learning environment, including classroom decor, plays a critical role in shaping students' academic performance. An aesthetically pleasing and well-organized classroom can create a conducive atmosphere for learning, reducing distractions and increasing student focus. Environmental psychology suggests that the physical environment significantly influences cognitive processes, emotions, and behaviors, all of which are crucial for academic success (Barrett et al., 2015).

Classroom decor contributes to a sense of order and structure, which helps students feel secure and ready to learn. When students enter a visually stimulating and well-decorated classroom, they are more likely to experience positive emotions, such as excitement and curiosity, which can enhance their motivation and engagement. Conversely, a drab or cluttered environment can evoke negative emotions, such as boredom or anxiety, which hinder learning.



**Well-designed decor  
improves focus, motivation,  
and academic performance.**

### **Research Findings on the Impact of Decor on Learning Outcomes**

Numerous studies have highlighted the impact of classroom decor on learning outcomes. For instance, a study by Barrett et al. (2015) found that well-designed classrooms can boost academic performance by up to 25%. The research identified several key environmental factors, including lighting, color, and decoration, that contribute to improved learning outcomes. Classrooms that were bright, colorful, and decorated with educational materials were associated with higher student achievement.

Similarly, research by Fisher (2008) indicated that classroom environments rich in visual stimuli can enhance memory retention and comprehension. In EFL/ESL settings, where visual aids are critical for language acquisition, the presence of relevant decor can significantly support the learning process. Visual cues, such as vocabulary charts and thematic posters, provide constant reinforcement of language concepts, aiding in retention and recall.

Moreover, a study by Tanner (2009) emphasized the importance of classroom personalization in fostering a sense of ownership and responsibility among students. When students are involved in decorating their classroom, they are more likely to take pride in their learning space and engage more deeply with the educational content. This engagement translates into better academic performance and a more positive attitude towards learning.

### **Practical Tips for Optimizing Classroom Decor to Enhance Learning**

Optimizing classroom decor to enhance learning involves strategic planning and creativity. Here are some practical tips for educators:

**1. Utilize Educational Posters and Charts** Educational posters and charts are effective tools for reinforcing learning. Displaying vocabulary words, grammar rules, and thematic content can provide students with constant visual reminders of key concepts. For EFL/ESL learners, visual aids such as word walls and phonetic charts can be particularly beneficial. Ensure that these materials are clear, colorful, and positioned at eye level for maximum visibility.

**2. Create Interactive Learning Spaces** Interactive learning spaces encourage active participation and engagement. Consider setting up designated areas in the classroom for specific activities, such as a reading corner, a writing station, or a group discussion area. These spaces can be decorated with relevant materials, such as books, word cards, and discussion prompts. Interactive bulletin boards, where students can add their contributions, also promote engagement and ownership.

**3. Incorporate Color Strategically** Color psychology suggests that different colors can influence mood and behavior. For instance, blue and green are calming colors that can help reduce anxiety, while yellow and orange can boost energy and creativity. Use color strategically in classroom decor to create a balanced and stimulating environment. Avoid overly bright or harsh colors that might be distracting, and instead, opt for a harmonious color scheme that promotes a positive learning atmosphere.

**4. Display Student Work** Showcasing student work is a powerful way to boost confidence and motivation. Create a dedicated display area where students can see their projects, essays, and artwork. This not only recognizes their efforts but also encourages them to take pride in their achievements. Rotating the displayed work regularly ensures that all students have the opportunity to be featured.

**5. Integrate Cultural Elements** Incorporating cultural elements into classroom decor can make EFL/ESL students feel more included and respected. Displaying flags, cultural artifacts, and information about various countries represented in the classroom can create a more inclusive environment. This approach not only validates students' cultural identities but also enriches the learning experience by exposing all students to diverse perspectives.

**6. Ensure Functional and Flexible Layouts** A functional and flexible classroom layout can enhance learning by accommodating different teaching styles and activities. Arrange desks and furniture in a way that allows for easy movement and interaction. [Flexible seating](#) arrangements, such as group clusters or circle setups, can facilitate collaborative learning and discussions. Ensure that the decor does not clutter the space but instead complements the functional aspects of the classroom.

**7. Maintain a Clutter-Free Environment** A clutter-free classroom is essential for minimizing distractions and promoting focus. Regularly assess the classroom decor and remove any items that are outdated or no longer relevant. Keep the space organized and tidy, with clearly designated areas for materials and supplies. A clean and orderly environment helps students concentrate better and reduces cognitive overload.

The impact of classroom decor on learning outcomes is profound, influencing student engagement, motivation, and academic performance. By creating a visually stimulating and well-organized learning environment, educators can enhance the educational experience for EFL/ESL learners.

Practical strategies, such as utilizing educational posters, creating interactive spaces, and incorporating cultural elements, can optimize classroom decor to support language acquisition and foster a positive learning atmosphere. As research continues to underscore the importance of the physical environment in education, teachers need to leverage classroom decor as a powerful tool for enhancing learning outcomes.

## 5. Practical Considerations for Teachers

### Budget-Friendly Decorating Ideas

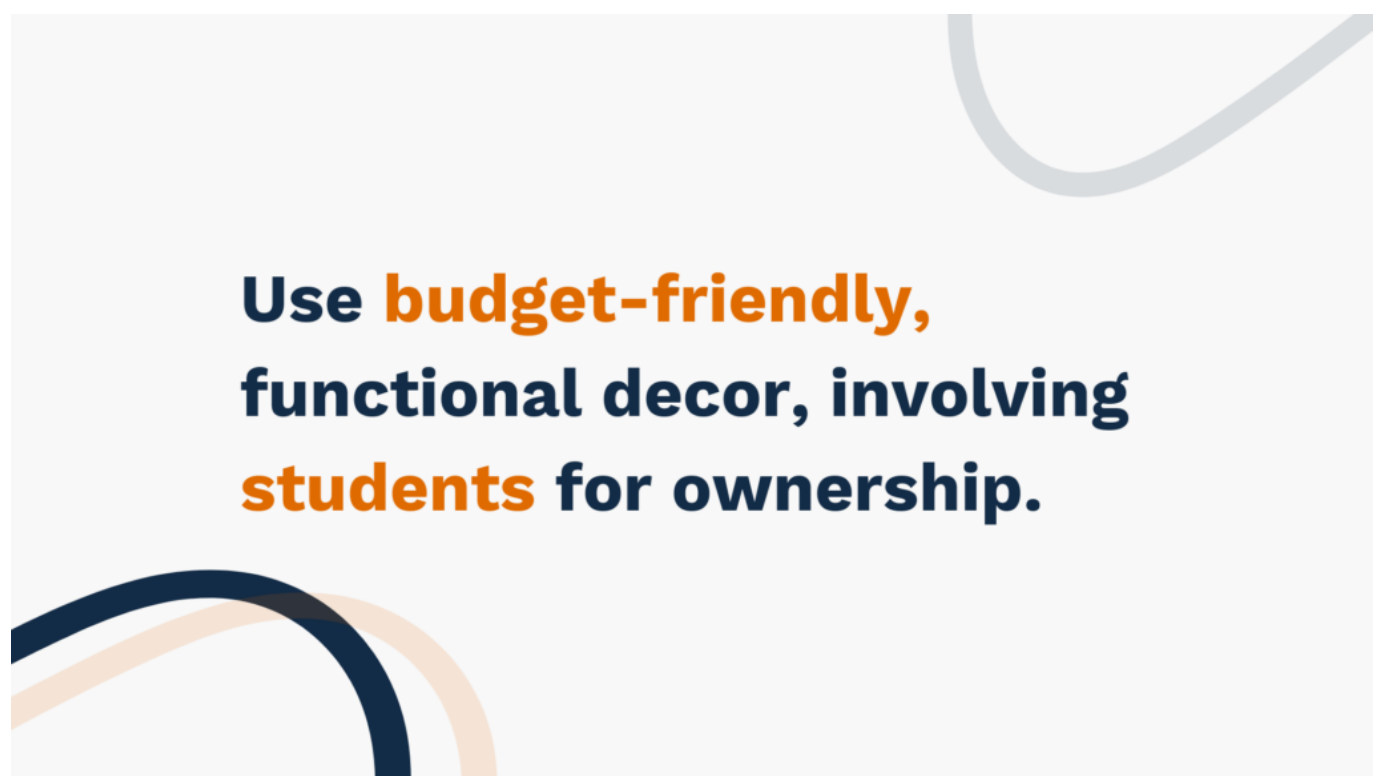
Decorating a classroom to enhance EFL/ESL learning does not necessarily require a substantial financial investment. There are several budget-friendly strategies that teachers can employ to create an engaging and supportive learning environment:

**1. DIY Decorations** Creating do-it-yourself (DIY) decorations can be a cost-effective way to personalize the classroom. Teachers can use materials such as colored paper, markers, and recycled items to make posters, banners, and educational charts. Websites like Pinterest offer numerous ideas for DIY classroom decor projects that are both inexpensive and easy to implement.

**2. Recycled and Upcycled Materials** Using recycled and upcycled materials is both budget-friendly and environmentally conscious. For example, teachers can repurpose old magazines to create collage posters or use cardboard boxes to construct interactive learning stations. Encouraging students to bring in recyclable items from home can also foster a sense of community and collective effort.

**3. Printable Resources** There are countless free printable resources available online that can be used to decorate the classroom. Websites such as Teachers Pay Teachers, Education.com, and Canva offer a wide range of printable posters, flashcards, and educational displays. These resources can be customized and printed at a minimal cost, providing a professional look without the expense.

**4. Community Donations** Teachers can reach out to the local community for donations of materials and supplies. Many businesses and community organizations are willing to donate items such as bulletin board materials, stationery, and art supplies. Additionally, parents and guardians may be eager to contribute to their children's learning environment, providing items that can enhance the classroom decor.



**Use budget-friendly,  
functional decor, involving  
students for ownership.**

### **Balancing Aesthetics with Functionality**

While it is important to create an aesthetically pleasing classroom, functionality should not be compromised. Here are some tips for balancing aesthetics with practicality:

- 1. Prioritize Educational Value** When selecting decor items, prioritize those that have clear educational value. For example, choose posters that display grammar rules, vocabulary words, or cultural information relevant to the curriculum. Decorative items should serve a dual purpose of beautifying the classroom and reinforcing learning objectives.
- 2. Maintain Clear Pathways** Ensure that the classroom layout allows for easy movement and clear pathways. Overcrowding the space with decorations can create a cluttered environment that hinders movement and focus. Arrange furniture and decor in a way that facilitates access to learning materials and promotes a sense of order.
- 3. Use Multi-Functional Decor** Opt for decor items that can serve multiple functions. For example, a bulletin board can be used to display student work, post important announcements, and showcase educational content. Similarly, flexible seating arrangements, such as bean bags or movable desks, can be both comfortable and conducive to various learning activities.
- 4. Incorporate Storage Solutions** Effective storage solutions are essential for maintaining a tidy and organized classroom. Use labeled bins, shelves, and drawers to store materials and supplies neatly. Attractive storage containers can add to the decor while keeping the classroom clutter-free. Encourage students to take responsibility for keeping their learning environment organized.

Teacher and Student Involvement in Classroom Decor

Involving both teachers and students in the decorating process can enhance the sense of ownership and community within the classroom:

- 1. Collaborative Planning** Engage students in the planning process by discussing ideas and themes for the classroom decor. This collaborative approach can lead to a more inclusive and personalized environment. Teachers can organize brainstorming sessions where students suggest decorations that reflect their interests and cultural backgrounds.
- 2. Student-Created Decor** Encouraging students to create their own decorations can be both educational and empowering. Art projects, writing assignments, and group activities can result in student-made posters, collages, and displays. This not only adds a personal touch to the classroom but also gives students a sense of pride and accomplishment.
- 3. Rotating Displays** To keep the decor fresh and relevant, consider rotating displays regularly. This can be done seasonally or in alignment with different units of study. Students can take turns contributing to the displays, ensuring that the decor remains dynamic and engaging. Rotating displays also provide opportunities to highlight different students' work and achievements.
- 4. Feedback and Adaptation** Solicit feedback from students about the classroom decor and be open to making adjustments based on their input. This shows that their opinions are valued and that the classroom is a shared space. Teachers can conduct surveys or informal discussions to gather students' thoughts on what works well and what could be improved.

Creating an effective and engaging classroom decor on a budget is achievable with creativity and collaborative effort. By balancing aesthetics with functionality and involving students in the decorating process, teachers can foster a supportive and inclusive learning environment. Practical considerations, such as using DIY decorations, recycled materials, and multi-functional decor, can help maximize the impact of classroom decor without straining financial resources. Ultimately, a well-decorated classroom can enhance the educational experience for EFL/ESL learners, promoting motivation, engagement, and academic success.

## Conclusion

The classroom environment, especially its decor, plays a pivotal role in shaping the educational experiences of EFL/ESL learners. Throughout this article, we have explored the theoretical foundations that emphasize the importance of a well-designed learning space, drawing from the works of Piaget and Vygotsky. We have discussed how visual stimuli in classroom decor can significantly enhance student engagement, attention, and motivation. By incorporating culturally inclusive elements, educators can create a supportive environment that validates students' identities and fosters mutual respect.

Research has shown that a thoughtfully decorated classroom can lead to improved academic performance, memory retention, and overall learning outcomes. Practical strategies for optimizing classroom decor, such as using educational posters, creating interactive spaces, and maintaining a balance between aesthetics and functionality, can transform the learning experience. Additionally, involving both teachers and students in the decorating process fosters a sense of ownership and

community, further enhancing the effectiveness of the classroom environment.

## **Final Thoughts on the Impact of Classroom Decor on EFL/ESL Learning**

Classroom decor is more than just an aesthetic enhancement; it is a crucial element in creating a conducive learning environment. For EFL/ESL learners, who often face unique challenges, a well-decorated classroom can provide the necessary support to navigate language barriers and cultural adjustments. The physical environment can significantly influence students' emotional and cognitive states, making it an essential factor in their academic journey.

By strategically using decor to reflect educational content, cultural diversity, and interactive learning opportunities, teachers can create a dynamic and inclusive classroom that caters to the diverse needs of their students. This holistic approach not only supports language acquisition but also promotes social cohesion and cultural competence, preparing students to thrive in an increasingly interconnected world.

As we move forward, teachers and educational stakeholders should recognize the profound impact of classroom decor on EFL/ESL learning. Educators are encouraged to take a proactive role in designing their classrooms, incorporating elements that are both visually appealing and pedagogically effective. This includes utilizing budget-friendly decorating ideas, balancing aesthetics with functionality, and involving students in the process to create a sense of shared ownership.

Educational stakeholders, including school administrators and policymakers, should support teachers by providing resources and training on effective classroom design. Investing in the physical learning environment is an investment in students' academic success and well-being. By prioritizing the creation of inclusive and stimulating classrooms, we can enhance the educational experiences of EFL/ESL learners and contribute to their overall development.

In conclusion, classroom decor is a powerful tool that, when used thoughtfully, can transform the learning environment and significantly impact the educational outcomes of EFL/ESL students. Let us embrace the opportunity to create classrooms that are not only beautiful but also conducive to learning, inclusivity, and growth.

**References:**

- Barrett, P., Davies, F., Zhang, Y., & Barrett, L. (2015). The impact of classroom design on pupils' learning: Final results of a holistic, multi-level analysis. *Building and Environment*, 89, 118-133.
- Fisher, K. (2008). The impact of school infrastructure on student outcomes and behaviour. In OECD (Ed.), *Improving School Leadership* (pp. 109-117). OECD Publishing.
- Tanner, C. K. (2009). Effects of school design on student outcomes. *Journal of Educational Administration*, 47(3), 381-399.
- Dörnyei, Z. (2001). *Motivational strategies in the language classroom*. Cambridge University Press.
- Gurel, M. O., & Yilmaz, A. C. (2015). The impact of classroom design on student engagement and achievement. *Journal of Educational Research*, 108(1), 50-61.
- Mayer, R. E. (2009). *Multimedia learning* (2nd ed.). Cambridge University Press.
- Banks, J. A. (2008). *An introduction to multicultural education* (4th ed.). Pearson.
- Gay, G. (2010). [Culturally responsive teaching](#): Theory, research, and practice (2nd ed.). Teachers College Press.
- Nieto, S. (2010). *Language, culture, and teaching: Critical perspectives* (2nd ed.). Routledge.

**Cite this article**

**APA:** EFL Cafe. (2024, July 26). Impact of Classroom Decor on EFL/ESL Learning. EFLCafe.net.  
<https://eflcafe.net/impact-of-classroom-decor-on-efl-esl-learning/>

*In-text citation:* (EFL Cafe, 2025)

**MLA:** EFL Cafe "Impact of Classroom Decor on EFL/ESL Learning." EFLCafe.net, 26 Jul. 2024,  
<https://eflcafe.net/impact-of-classroom-decor-on-efl-esl-learning/>.

*In-text citation:* (EFL Cafe)