


## Introduction

[Language learning](#) has undergone a significant transformation with the integration of advanced technology, and Google Translate has emerged as a prominent tool in this evolution. Initially designed to break down language barriers, Google Translate now offers an array of features that make it a valuable resource for English language learners and educators alike. From translating text and speech to real-time camera translations and bilingual conversations, this tool's capabilities extend far beyond simple word-for-word translations.


### Table of Contents



- [Introduction](#)
- [Overview of Google Translate](#)
- [Benefits of Using Google Translate in Language Learning](#)
- [Strategies for Effective Use of Google Translate](#)
- [Potential Pitfalls and How to Avoid Them](#)
- [Best Practices for Educators and Learners](#)
- [Conclusion](#)



**Google Translate enhances  
language learning with advanced  
features and effective strategies.**



The purpose of this article is to provide an in-depth guide on how to maximize the use of Google Translate for [effective language learning](#). By exploring its benefits, such as vocabulary expansion, [pronunciation improvement](#), and [comprehension](#) support, learners can leverage this tool to improve their [language acquisition](#) process. Moreover, understanding effective strategies for its use,

recognizing potential pitfalls, and implementing best practices will empower both learners and educators to make the most out of this technological aid. Whether you are a student striving to improve your English skills or a teacher looking to incorporate innovative resources into your curriculum, this guide aims to equip you with the knowledge and techniques to harness the full potential of Google Translate in the realm of language learning.

## Overview of Google Translate

### History and Development

Google Translate was launched in April 2006 as a statistical machine translation service. Initially, it translated text by comparing large amounts of bilingual text data and identifying patterns to predict translations. This method had limitations, often producing literal translations that missed contextual nuances. However, in November 2016, Google introduced neural machine translation (NMT) to Google Translate, significantly improving its accuracy and fluency. NMT uses deep learning techniques, which enable the system to translate entire sentences at once, considering the broader context rather than processing words individually (Wu et al., 2016). This shift marked a substantial improvement in translation quality, making translations more natural and contextually appropriate.

The development of Google Translate has been marked by continuous improvements and expansions. Initially supporting only a few languages, it now covers over 100 languages, catering to a global user base. The introduction of additional features, such as speech-to-text and text-to-speech capabilities, camera translations, and real-time conversation mode, has further expanded its utility for language learners and travelers alike (Google, 2023).

■ ■  
**Google Translate: Evolution,  
versatile features, and user-  
friendly interface enhance  
language learning** ■ ■

## Features and Functions

Google Translate offers a wide array of features designed to assist users in breaking language barriers. The core functionality remains text translation, which allows users to input text and receive translations in their chosen language. Beyond this basic function, several key features enhance its utility:

- **Voice Input and Output:** Users can speak into the app, which then translates their spoken words into the desired language. This feature is particularly useful for practicing [pronunciation](#) and engaging in real-time conversations (Google, 2023).
- **Camera Translation:** By pointing their camera at text, users can see real-time translations overlaid on their screen. This is especially beneficial for travelers needing to read signs, menus, or other written information in foreign languages.
- **Conversation Mode:** This feature enables bilingual conversations by allowing users to speak back and forth in different languages, with Google Translate acting as an interpreter.
- **Offline Mode:** Users can download language packs for offline use, ensuring that they can access translations even without an internet connection.

These features collectively make Google Translate a versatile tool that can support various aspects of language learning, from reading and writing to speaking and listening.

## Accessibility and User Interface

One of Google Translate's significant strengths is its accessibility. It is available as a web application and as a mobile app for both Android and iOS platforms, ensuring that users can access translation services across multiple devices. The user interface is designed to be intuitive and user-friendly, making it accessible to a broad audience, including those who may not be tech-savvy.

The web interface features a simple text box for input and an output box for translations, along with options to switch languages, listen to pronunciations, and access additional features like the phrasebook or camera translation. The mobile app extends these functionalities with a more interactive interface, optimized for touch screens and mobile usage. Users can easily switch between text, voice, and camera modes with a few taps, facilitating seamless transitions between different types of translation tasks (Google, 2023).

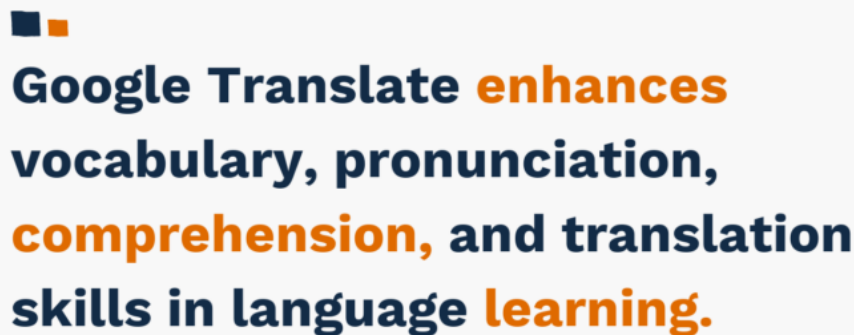
Moreover, the app supports a wide range of accessibility features, including voice commands and screen readers, making it usable for individuals with disabilities. This broad accessibility ensures that Google Translate can be a valuable resource for a diverse group of users, enhancing its role in language learning.

Google Translate's development history, comprehensive features, and user-friendly interface make it a powerful tool for language learners. By understanding its capabilities and how to utilize them effectively, learners and educators can significantly enhance their language acquisition processes. The following sections will delve deeper into the benefits of using Google Translate, effective strategies for its use, potential pitfalls, and best practices for educators and learners.

# Benefits of Using Google Translate in Language Learning

## Enhancing Vocabulary

One of the primary benefits of using Google Translate for language learning is its ability to enhance [vocabulary acquisition](#). Vocabulary is a critical component of [language proficiency](#), and Google Translate provides a practical and efficient way to expand one's lexicon. Learners can input words or phrases and receive instant translations, exposing them to new vocabulary in context. This [contextual learning](#) helps with retention and understanding, as learners see how words are used in sentences rather than in isolation (Bozorgian & Pillay, 2013).



**Google Translate enhances vocabulary, pronunciation, comprehension, and translation skills in language learning.**

Google Translate's phrasebook feature allows users to save frequently used translations, which aids in [vocabulary practice](#) and reinforcement. By regularly reviewing these saved phrases, learners can commit new vocabulary to memory more effectively. Additionally, the ability to translate real-life texts, such as news articles, emails, and [social media](#) posts, provides learners with practical exposure to contemporary language usage, further enhancing their vocabulary (Luo & Yang, 2018).

## Improving Pronunciation

Pronunciation is another essential aspect of language learning, and Google Translate offers valuable tools to help learners improve their [speaking skills](#). The voice output feature allows users to hear the correct pronunciation of translated words and phrases. By listening to these pronunciations, learners can mimic and practice accurate pronunciation, which is essential for developing speaking and [listening skills](#) (Ting, 2018).

Moreover, Google Translate's speech-to-text function enables learners to practice their pronunciation by speaking into the app and receiving feedback on their accuracy. This immediate feedback helps learners identify and correct pronunciation errors, promoting better phonetic skills. For example, a learner practicing English can speak a sentence in the app and see the translated text, providing insight into how well their pronunciation was understood (Sanaoui, 1995).

## Facilitating Comprehension and Translation Practice

Google Translate significantly aids in improving comprehension and translation practice. When learners encounter difficult texts in English, they can use the app to translate these texts into their native language, facilitating better understanding. This tool is particularly useful for [reading comprehension](#) exercises, where learners can translate complex passages to grasp the meaning before attempting to understand the original English text (Kumar & Kalita, 2017).

Additionally, Google Translate can be used for translation practice, allowing learners to translate texts back and forth between languages. This practice helps learners understand the nuances and complexities of both languages, improving their translation skills and overall language proficiency. By translating a text into their native language and then back into English, learners can identify discrepancies and refine their understanding of syntax, grammar, and vocabulary (Nagy, 2007).

## Enhancing Vocabulary

The ability to translate and save words and phrases also facilitates [vocabulary learning](#). Google Translate exposes learners to new vocabulary within meaningful contexts. For instance, a learner might translate a news article or a recipe and encounter new terms related to current events or cooking. By saving these terms in the phrasebook, learners can review and practice them regularly, thus reinforcing their learning (Bozorgian & Pillay, 2013).

Moreover, the tool allows learners to explore synonyms and different usages of a word, broadening their lexical knowledge. For example, translating the word "run" might reveal various contexts such as "running a business" or "running water," helping learners understand and remember multiple meanings and applications of a single word (Luo & Yang, 2018).

## Facilitating Comprehension and Translation Practice

Google Translate also enhances comprehension and translation practice, which are vital for language learners. When faced with challenging texts, learners can use the tool to translate sections into their native language to better understand the content. This method is particularly useful for advanced learners dealing with complex materials such as academic papers or technical documents (Kumar & Kalita, 2017).

For translation practice, learners can translate texts between their native language and English, helping them understand linguistic nuances and improve their translation skills. This bidirectional translation exercise helps learners identify and correct errors, enhancing their overall language proficiency. By translating a text back and forth, learners can see how closely their translation aligns with the original, providing insights into areas that need improvement (Nagy, 2007).


In summary, Google Translate is a powerful tool for language learners, offering numerous benefits that enhance vocabulary acquisition, improve pronunciation, and facilitate comprehension and translation practice. By integrating this tool into their learning routines, learners can significantly improve their English [language skills](#) and achieve greater proficiency.

## Strategies for Effective Use of Google Translate


### Using It as a Supplementary Tool

Google Translate should be viewed as a supplementary tool rather than a primary source for language learning. Its primary role is to support and enhance traditional learning methods rather than replace them. For instance, learners can use it to quickly translate unfamiliar words or phrases encountered during reading or listening exercises. This immediate access to translations can help learners maintain the flow of comprehension without significant interruptions (Nagy, 2007).

To maximize its effectiveness, learners need to cross-reference translations with reputable language resources such as dictionaries or language textbooks. This practice ensures that learners are not solely relying on Google Translate, which can sometimes provide inaccurate translations. By verifying the translated content, learners can develop a more nuanced understanding of vocabulary and usage (Groves & Mundt, 2015).



**Use Google Translate as a supplementary tool, practice with real-life texts, combine resources.**



In classroom settings, teachers can encourage students to use Google Translate as a quick reference tool while emphasizing the importance of developing their own language skills independently. For example, teachers can assign tasks that require students to first attempt translating or understanding a text on their own before using Google Translate to check their work. This method

promotes [active learning](#) and [critical thinking](#), rather than passive dependence on translation tools (Tsai, 2015).

## Practice with Real-life Texts

One of the most effective ways to use Google Translate is to practice with real-life texts. Engaging with authentic materials such as news articles, blogs, social media posts, and even subtitles in movies or TV shows can significantly enhance a learner's language skills. Google Translate allows learners to translate these texts and understand them in their native language, thereby expanding their exposure to practical vocabulary and expressions used in everyday contexts (Kumar & Kalita, 2017).

By translating real-life texts, learners can observe how language is used in different scenarios, from formal writing to casual conversations. This practice not only improves vocabulary and comprehension but also helps learners understand cultural nuances and [idiomatic expressions](#) that are often challenging to learn through conventional methods. For instance, reading and translating news articles on current events can expose learners to contemporary language use and topical vocabulary, making their learning experience more relevant and engaging (Bozorgian & Pillay, 2013).

Moreover, learners can use Google Translate to create bilingual versions of real-life texts, enabling them to compare the original and translated versions. This comparison helps in identifying translation patterns and understanding the intricacies of both languages, thereby improving their translation skills. Teachers can incorporate this practice into classroom activities by assigning students to translate excerpts from authentic materials and discuss the translation choices in class, fostering a collaborative and [interactive learning](#) environment (Groves & Mundt, 2015).

## Combining Google Translate with Other Learning Resources

While Google Translate is a powerful tool, its effectiveness is greatly enhanced when combined with other learning resources. Using a multifaceted approach ensures that learners are exposed to diverse methods and materials, catering to different learning styles and reinforcing their understanding. For example, pairing Google Translate with [language learning apps](#) like Duolingo or Babbel can provide a more structured and interactive learning experience. These apps offer lessons and exercises that focus on grammar, pronunciation, and vocabulary, complementing the translation capabilities of Google Translate (Zhao, 2013).

Learners can also benefit from integrating Google Translate with traditional learning materials such as textbooks, workbooks, and [flashcards](#). For instance, while studying a textbook chapter on a specific topic, learners can use Google Translate to look up unfamiliar terms and create bilingual flashcards for review. This practice not only aids in vocabulary retention but also helps in understanding the subject matter more deeply (Ting, 2018).

Additionally, online language communities and forums can be valuable resources for learners using Google Translate. Websites like Reddit, Quora, and language-specific forums provide platforms where learners can ask questions, share experiences, and receive feedback from native speakers and



fellow learners. Engaging with these communities allows learners to use Google Translate as a tool for participating in discussions, translating posts and comments, and validating their translations through community feedback (Luo & Yang, 2018).

In classroom settings, teachers can design activities that integrate Google Translate with other teaching resources. For example, a lesson on idiomatic expressions can involve students using Google Translate to find translations of idioms, followed by discussions on their meanings and usage in different contexts. This approach encourages students to explore language creatively and critically, making their learning experience more holistic and dynamic (Tsai, 2015).

Google Translate offers numerous benefits for language learners, including vocabulary enhancement, pronunciation improvement, and comprehension facilitation. However, to maximize its potential, it is essential to use it as a supplementary tool, practice with real-life texts, and combine it with other learning resources. By adopting these strategies, learners and educators can effectively harness the power of Google Translate to support and enrich the language learning process. The integration of this tool into various learning activities not only makes language learning more accessible but also fosters a more engaging and interactive learning environment.

## **Potential Pitfalls and How to Avoid Them**

### **Over-reliance on Translation**

One of the primary pitfalls of using Google Translate is the risk of learners becoming overly reliant on the tool for translation. When learners depend too much on Google Translate, they may fail to develop their own language skills, such as vocabulary retention, grammar understanding, and independent comprehension. This over-reliance can hinder the learning process, as it discourages active engagement with the language and critical thinking (Groves & Mundt, 2015).



■ ■  
**Avoid over-reliance, cross-reference for accuracy, and ensure contextual understanding in translations.**



To avoid this pitfall, educators should encourage students to use Google Translate as a supplementary tool rather than a crutch. Assignments and activities should be designed to promote independent language use. For instance, learners can be asked to first attempt translations or understand texts without the aid of Google Translate and then use the tool to verify their work. This approach fosters self-reliance and ensures that students are actively learning rather than passively receiving information (Tsai, 2015).

Moreover, incorporating diverse learning methods, such as direct instruction, interactive exercises, and peer discussions, can help mitigate over-reliance on translation tools. By engaging in a variety of language activities, learners can build a more robust and comprehensive language skill set, reducing their dependence on any single tool.

### **Dealing with Inaccuracies**

Despite significant advancements in machine translation, Google Translate is not infallible and can sometimes produce inaccurate translations. These inaccuracies can arise from various factors, including complex sentence structures, idiomatic expressions, and cultural nuances that the algorithm may not fully grasp. Relying on inaccurate translations can lead to misunderstandings and hinder [effective communication](#) (Bahri & Mahadi, 2016).

To deal with inaccuracies, learners should cross-reference translations from Google Translate with other reliable sources, such as bilingual dictionaries or language learning websites. This practice allows learners to verify the accuracy of translations and gain a deeper understanding of the language. For example, if Google Translate provides an uncertain or ambiguous translation, learners can consult a dictionary to confirm the meaning and usage of the word or phrase (Groves & Mundt,

2015).

Educators can also play a crucial role by teaching students how to identify and correct errors in machine translations. This can be done through classroom activities where students compare translations from Google Translate with those from human translators or native speakers. Discussing these discrepancies helps learners understand the limitations of machine translation and develop the critical thinking skills needed to assess and improve translations.

## **Ensuring Contextual Understanding**

Google Translate's algorithm may struggle with context, leading to translations that are technically correct but contextually inappropriate. Language is highly dependent on context, and a word or phrase can have different meanings based on the surrounding text or situation. Without proper contextual understanding, learners might misuse words or phrases, resulting in awkward or incorrect language use (Bahri & Mahadi, 2016).

To ensure contextual understanding, learners should be encouraged to study the broader context of the text they are translating. This involves reading surrounding sentences or paragraphs to grasp the overall meaning before focusing on individual words or phrases. By understanding the context, learners can choose more accurate and appropriate translations (Kumar & Kalita, 2017).

Another effective strategy is to use Google Translate in conjunction with contextual learning tools, such as language corpora or context-rich language learning apps. These resources provide examples of how words and phrases are used in different contexts, helping learners to see the bigger picture and make more informed translation choices. For example, a corpus can show various instances of a word's use in real-life texts, providing insight into its different meanings and applications (Zhao, 2013).

Teachers can also facilitate contextual learning by designing exercises that emphasize context. For instance, students can be given sentences with missing words and asked to use context clues to fill in the blanks, with Google Translate serving as a tool for checking their answers. This approach reinforces the importance of context and helps learners develop a more nuanced understanding of language use.


In summary, while Google Translate is a valuable tool for language learning, it is important to be aware of potential pitfalls such as over-reliance, inaccuracies, and contextual misunderstandings. By adopting strategies to mitigate these issues, learners and educators can use Google Translate effectively and enhance the overall language learning experience.

## **Best Practices for Educators and Learners**


### **Incorporating Google Translate into Classroom Activities**

Integrating Google Translate into classroom activities can enhance the learning experience by making language learning more interactive and accessible. Educators can utilize this tool in various ways to support language acquisition. For instance, Google Translate can be used during vocabulary-

building exercises, where students translate new words and create bilingual flashcards. This practice helps reinforce vocabulary retention and allows students to hear the correct pronunciation through the text-to-speech feature (Luo & Yang, 2018).



**Incorporate Google Translate  
for interactive, critical, and  
autonomous learning in  
classroom activities.**



Another effective method is to incorporate Google Translate in reading comprehension activities. Teachers can provide texts in English and ask students to use Google Translate to understand difficult passages. This approach can be particularly beneficial for advanced learners dealing with complex texts. After translation, students can discuss the meanings and nuances in class, promoting a deeper understanding of the material (Groves & Mundt, 2015).

Additionally, Google Translate can facilitate [collaborative learning](#). For instance, students can work in pairs or small groups to translate texts and compare their results. This collaborative approach encourages discussion and critical analysis, as students evaluate the accuracy of their translations and learn from each other's insights. Teachers can guide these activities by highlighting common errors and providing feedback, helping students improve their translation skills and linguistic awareness (Tsai, 2015).

### **Encouraging Critical Thinking**

Critical thinking is essential for effective language learning, and educators can use Google Translate to foster this skill. Rather than relying solely on the tool for translations, students should be encouraged to analyze and question the outputs. For example, after using Google Translate, students can compare the machine translation with a human-translated version or their own translations. This comparison helps them identify differences and understand the importance of context, nuance, and cultural elements in translation (Bahri & Mahadi, 2016).

Teachers can design exercises that require students to critique Google Translate's outputs. For instance, students can be given sentences or paragraphs to translate using Google Translate and then asked to identify and correct any inaccuracies. This task encourages them to think critically about language and translation, developing their ability to recognize and address errors (Groves & Mundt, 2015).

Another strategy is to use Google Translate for exploring idiomatic expressions and cultural references. Students can translate idioms or culturally specific phrases and then research their meanings and proper usage. This activity helps students understand the limitations of machine translation in capturing cultural nuances and emphasizes the importance of critical thinking and [cultural awareness](#) in language learning (Zhao, 2013).

## Promoting Autonomous Learning

Google Translate can be a powerful tool for promoting [autonomous learning](#), enabling students to take charge of their language acquisition process. By providing instant translations and pronunciation guides, Google Translate empowers learners to study independently and at their own pace. This autonomy is crucial for adult learners and those with busy schedules who may not always have access to formal language classes (Luo & Yang, 2018).

To promote autonomous learning, educators can encourage students to use Google Translate as part of their self-study routine. For example, learners can set personal goals, such as translating a certain number of words or texts each day, and use Google Translate to achieve these targets. This practice helps students stay motivated and engaged, as they see tangible progress in their language skills (Bozorgian & Pillay, 2013).

Moreover, Google Translate's offline functionality allows learners to study without an internet connection, making it a convenient tool for on-the-go learning. Students can download language packs and use the app to translate texts or practice pronunciation while commuting or traveling. This flexibility supports continuous learning and helps students integrate [language practice](#) into their daily lives (Ting, 2018).

Educators can also guide how to use Google Translate effectively for [self-assessment](#) and improvement. For instance, students can translate their written assignments into their native language and back into English to check for errors and improve their writing skills. This back-and-forth translation practice helps learners identify common mistakes and refine their understanding of [grammar and syntax](#) (Bahri & Mahadi, 2016).

Incorporating Google Translate into language learning practices can significantly enhance both classroom and [independent learning](#) experiences. By using it as a supplementary tool in classroom activities, encouraging critical thinking, and promoting autonomous learning, educators and learners can leverage Google Translate's capabilities to support and enrich the language acquisition process. Understanding the benefits and best practices associated with this tool ensures that it is used effectively, ultimately contributing to more proficient and confident language learners.

## Conclusion

Google Translate has revolutionized the way language learners and educators approach the process of acquiring new languages. Its wide array of features, from instant translations to pronunciation guides and real-time conversation tools, make it a valuable asset in the toolkit of anyone looking to master English. By enhancing vocabulary, improving pronunciation, and facilitating comprehension and translation practice, Google Translate supports various aspects of language learning. However, its effectiveness is maximized when used as a supplementary tool rather than a primary resource.

Educators play a crucial role in guiding students to use Google Translate judiciously, integrating it into classroom activities that promote critical thinking and independent learning. Encouraging students to cross-reference translations, practice with real-life texts, and engage in collaborative learning activities ensures that they develop a comprehensive understanding of the language. Furthermore, promoting autonomous learning through personal goals and self-assessment exercises empowers learners to take control of their language journey.

By understanding and addressing potential pitfalls such as over-reliance, inaccuracies, and contextual misunderstandings, both educators and learners can navigate the challenges associated with machine translation. Adopting best practices ensures that Google Translate serves as an effective complement to traditional learning methods, fostering a more engaging, interactive, and holistic language learning experience. Through thoughtful integration and strategic use, Google Translate can significantly enhance language proficiency and confidence, paving the way for successful [communication](#) in English.

## References

Bahri, H., & Mahadi, T. S. T. (2016). Google Translate as a supplementary tool for learning Malay: A case study at Universiti Sains Malaysia. *Advances in Language and Literary Studies*, 7(3), 161-167.

- Bozorgian, H., & Pillay, H. (2013). Enhancing vocabulary acquisition through Computer Assisted Language Learning (CALL). *International Journal of Modern Education and Computer Science*, 5(3), 37-42.
- Groves, M., & Mundt, K. (2015). Friend or foe? Google Translate in language for academic purposes. *English for Specific Purposes*, 37, 112-121.
- Google. (2023). Google Translate. Retrieved from <https://translate.google.com/>
- Kumar, S., & Kalita, J. (2017). Machine translation in a multilingual country: A case study on Indian languages. *International Journal of Computational Linguistics and Natural Language Processing*, 6(2), 1-6.
- Luo, H., & Yang, C. (2018). Using mobile apps for [EFL](#) writing: A study of tertiary level students. *Educational Technology Research and Development*, 66(4), 861-880.
- Nagy, W. E. (2007). [Metalinguistic awareness](#) and the vocabulary-comprehension connection. In R. Wagner, A. Muse, & K. Tannenbaum (Eds.), *Vocabulary acquisition: Implications for reading comprehension* (pp. 52-77). Guilford Press.
- Sanaoui, R. (1995). Adult learners' approaches to learning vocabulary in second languages. *Modern Language Journal*, 79(1), 15-28.
- Ting, Y. L. T. (2018). Using technology to improve pronunciation in English language learners. *Journal of Language Teaching and Research*, 9(6), 1195-1202.
- Tsai, C. C. (2015). Integrating Google Translate in [teaching English](#). *Journal of Language Teaching and Research*, 6(6), 1333-1339.
- Wu, Y., Schuster, M., Chen, Z., Le, Q. V., Norouzi, M., Macherey, W., ... & Dean, J. (2016). Google's neural machine translation system: Bridging the gap between human and machine translation. *arXiv preprint arXiv:1609.08144*.
- Zhao, Y. (2013). Recent developments in technology and language learning: A literature review and meta-analysis. *CALICO Journal*, 21(1), 7-27.

**Cite this article**

**APA:** EFL Cafe. (2024, June 26). How to Use Google Translate for Effective Language Learning. EFLCafe.net. <https://eflcafe.net/how-to-use-google-translate-for-effective-language-learning/>

*In-text citation:* (EFL Cafe, 2024)

**MLA:** EFL Cafe "How to Use Google Translate for Effective Language Learning." EFLCafe.net, 26 Jun. 2024, <https://eflcafe.net/how-to-use-google-translate-for-effective-language-learning/>.

*In-text citation:* (EFL Cafe)